

Our Year Group's Weekly Timetable 13th July – 17th July

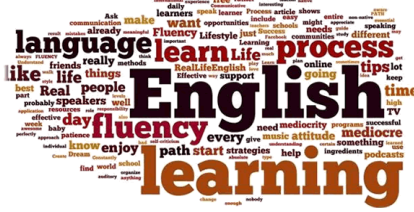
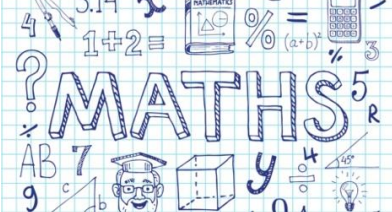



Message from the Teacher: Hello Lovelies!


We hope you are all having lots of fun with your families at home. We have been busy looking at all the fantastic lessons on the BBC Bitesize website. We can't wait to see what you think of them when we phone home! We miss you all lots and we cannot wait to see you all soon. Stay safe, have fun and look after each other.


Lots of love,

Ms Rahman and Miss Wade xx



	 <p style="text-align: center;">English</p>	 <p style="text-align: center;">Maths</p>	 <p style="text-align: center;">Wider Curriculum</p>	 <p style="text-align: center;">Other opportunities</p>
<p>Monday</p>	<p>Refer to the BBC Bitesize activities (link is on the school website).</p> <p>Today's lesson is learning all about what a story is and how we prepare to write a story.</p> <p>Look at all the information on the website.</p> <p>Have a go at the activities. If you can, write down your sentences and answers in your book so you</p>	<p>Refer to the BBC Bitesize activities (link is on the school website).</p> <p>Today's lesson is about reading and telling the time. We will look at o'clock.</p> <p>Look at all the information and then have ago at the activities on the bitesize webpage.</p>	<p>Refer to the school website.</p> <p>Science- Plants</p> <p>Today you will need to look back at all your work on plants and then have a go at answering all the questions.</p> <p>For a challenge see if you can remember some of the answers without looking at your previous learning.</p>	<p>Get active</p> <p>Try getting active, without leaving your living room! At school, year 1 love the songs, dances and activities on GoNoodle. There is plenty to do to get</p>  <p>everyone up and moving. Create a free account and see your character level up as you get moving and dancing!</p>

	can see how you did. don't forget to have your pencil ready!			
Tuesday	<p>Refer to the BBC Bitesize activities (link is on the school website).</p> <p>Today's lesson is about describing and creating the characters for your story. You can use your lesson on adjectives from last week to help you.</p> <p>Have a look at all the information on bitesize then have ago at the activities.</p>	<p>Refer to the BBC Bitesize activities (link is on the school website).</p> <p>Today's lesson is about finding half past in time.</p> <p>Look at all the information on bitesize and then have ago at the activities.</p>	<p>Refer to the school website.</p> <p>History- We are going to continue to learn about the 'Great Fire of London'.</p> <p>Look at all the information on the slides and then have ago at the activity.</p> <p>Activity- you are going to create a picture of the 'Great Fire of London' showing important information, such as;</p> <ul style="list-style-type: none"> People escaping with their belongings, People on boats on the river Thames, people fighting the fire with buckets and squirts. <p>We're so excited and can't wait to see these pictures!!</p>	<p>Myon</p> <p>We are still using Myon to read all of our favourite stories.</p>  <p>Your passwords and usernames are the same. if you're having trouble logging on let your teacher know when they phone you.</p>
Wednesday	<p>Refer to the BBC Bitesize activities (link is on the school website).</p>	<p>Refer to the BBC Bitesize activities (link is on the school website).</p>	<p>Refer to the school website.</p> <p>Geography- Northfield and Birmingham.</p>	<p>Get Active!</p> <p>At Wychall we are staying in and working out with the new TopYa!</p>

	<p>Today's lesson is all about the setting in your story. The setting is where the story takes place. again you will need to use lots of adjectives to help you describe your setting!</p> <p>Have a look on bitesize. Look at all the information and then have a go at the activities.</p>	<p>We are continuing to learn about time. Today we will learn how to write and measure time.</p> <p>Look at the information on bitesize and then have ago at the activities.</p>	<p>Today's lesson is about knowing where we are. Do you know what city you live in? What country you live in? Where in the world are we?</p> <p>Have a look at all the information on the slide and then have ago at the activities. you could go onto google earth to see an Ariel view of the school.</p> <p>Activity- look at the image from google earth and have a go at finding Birmingham on the UK map. Can you find the UK on the world map?</p>	<p>App. They upload challenges every few days that can earn you points. Find out more by following the link below. set up help</p> <p>Join the year 1 Wychall team by going to add invite code and entering the code 134640 . We can't</p>  <p>wait for you to join us!</p>
<p>Thursday</p>	<p>Refer to the BBC Bitesize activities (link is on the school website). This is the bit you've been waiting for! Today you get to plan out your story and write it out. We can't wait to read them!!</p> <p>Have a look on bitesize.</p>	<p>Refer to the BBC Bitesize activities (link is on the school website).</p> <p>The final part of the lessons on time. Today we will be comparing time.</p> <p>Look at all the information and then have ago at the activities on bitesize.</p>	<p>Refer to the school website. Science- Materials We are going to continue to look at materials. Today we are going to experiment with the different materials.</p> <p>Have a look at all the information on the slides and then have ago at the activity.</p>	<p>Pointillism art. Can you make a beautiful picture using only dots? You will need cotton buds and paint. Dip the cotton buds into the paint to create a beautiful picture of something.</p>

	<p>Look at all the information and then have a go at the activities.</p>		<p>Activity- have a go at describing each material. Find some items to help you. a rock/ stone, a piece of fabric, foil, plastic, glass, metal. paper, wood.</p> <p>Is the material hard/ soft? Is it transparent/ opaque? Is it waterproof/ not waterproof?</p> <p>I think you're really going to enjoy this lesson!!</p>	
<p>Friday</p>	<p>Refer to the BBC Bitesize activities (link is on the school website).</p> <p>Today's lesson is a reading lesson.</p> <p>Have a look on bitesize to find out what today's book is.</p> <p>Look at all the information and then have a go at the activities.</p>	<p>Refer to the BBC Bitesize activities (link is on the school website).</p> <p>It's Friday, which means it's the maths challenge of the week.</p> <p>Have a go at the activities. If you can, write down your answers in your book so you can see how you did.</p>	<p>Refer to the school website.</p> <p>DT – We are continuing our learning from last week.</p> <p>Look at your design from last week, today we are going to make a lunch box.</p> <p>Look at the information on the slides and all the information from previous lessons to help you. Your science lesson on material will be of great help today!</p> <p>Activity- find an old shoe box, cartons, sellotape, scissors. Ask permission from an adult before you use the scissors.</p>	<p>Mindfulness and Yoga</p> <p>Why not finish off the week with a relaxing yoga session? The Cosmic Kids youtube channel has plenty of videos to choose from.</p> 

			<p>Using your design from last week, have a go at making your lunch box.</p>	
--	--	--	--	--