

Year 2's Weekly Timetable

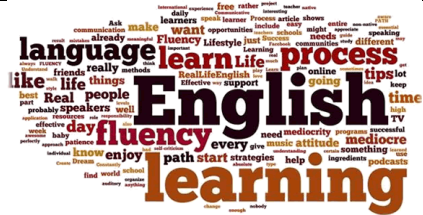




13th July- 17th July

Message from the Teacher:


Hi everyone, we hope you are all ok. I cannot believe it is the final week of the summer term and that you will be officially finishing Year 2. Luckily both myself and Ms Tourt will both be able to see you and follow your progress in Year 3 with your new teachers. This week has been a bit wet and has made me a bit grumpy but the sun is supposed to be returning soon so we can all go back to being outside in our gardens or parks, having fun. Look after yourselves and make sure you are helping the adults at home.

Ms Leonard and Ms Tourt.



	 <p>English</p>	 <p>Maths</p>	 <p>Wider Curriculum</p>	 <p>Other opportunities</p>
<p>Monday</p>	<p>Refer to the BBC Bitesize activities (link is on the school website).</p> <p>Today's lesson is 'What is a story?'</p> <p>Watch the slideshow/ videos carefully as they explain what you will need to do then complete the activities in the exercise book we sent home.</p>	<p>Refer to the BBC Bitesize activities (link is on the school website).</p> <p>Today's lesson is about telling the time to the closest five minutes.</p> <p>Watch the slideshow/ videos carefully as they explain what you will need to do then complete the activities in the exercise book we sent home.</p>	<p>Refer to the school website.</p> <p>Science- What is a habitat?</p> <p>In this lesson the children will explore what a habitat is. They will look at examples of habitats and identify the main features. They will also look at some animals that live in different habitats.</p> <p>Activity 1- identifying features of habitats</p>	<p>Cosmic Kids Yoga</p> <p>In school we have been having lots of fun joining in with the Cosmic Kids Youtube channel. We have found lots of fun</p>  <p>videos for everyone to enjoy. Which is your favourite?</p>

			Activity 2- matching animals to their habitat	
Tuesday	<p>Refer to the BBC Bitesize activities (link is on the school website).</p> <p>Today's lesson is about characters in stories. Who is your favourite story character?</p> <p>Watch the slideshow/ videos carefully as they explain what you will need to do then complete the activities in the exercise book we sent home</p>	<p>Refer to the BBC Bitesize activities (link is on the school website).</p> <p>Today's lesson is about time:hours and days.</p> <p>Watch the slideshow/ videos carefully as they explain what you will need to do then complete the activities in the exercise book we sent home.</p>	<p>Refer to the school website. PHSE Lesson: What to do if you and a friend fall out.</p> <p>Last week we explored what makes a good friend. Sometimes even the best of friends have a little falling out. This lesson will explore what you can do to stop conflict happening and how to put it right when it does.</p> <p>Activity – Make a poster to help people who have fallen out with a friend. What advice can you give them?</p>	<p>Bubble writing</p> <p>Make your friend poster stand out by including some bubble writing. Have a look at the tutorials here to find out how its done.</p>
Wednesday	<p>Refer to the BBC Bitesize activities (link is on the school website).</p> <p>Today's lesson is about story settings.</p> <p>Watch the slideshow/ videos carefully as they explain what you will need to do then complete</p>	<p>Refer to the BBC Bitesize activities (link is on the school website).</p> <p>Today's lesson is about calculating durations of time.</p> <p>Watch the slideshow/ videos carefully as they explain what you will need to do then</p>	<p>Refer to the school website: Geography: What are the building is Northfield used for?</p> <p>Over the last couple of weeks we have explored Northfield. This week we need to see how the different buildings are used. We will need to look at bird's eye view maps to identify different types of buildings</p>	<p>Paper chains</p> <p>Why not celebrate the end of the summer by making some paper chains? These paper chains are easy to make and look fantastic!</p>

	<p>the activities in the exercise book we sent home.</p>	<p>complete the activities in the exercise book we sent home.</p>	<p>including shops, supermarkets, libraries, parks, leisure facilities.</p> <p>Activity – Create a key and then colour code a map of Northfield high street and surrounding area to show the different types of buildings and how they are being used.</p>	<p>https://www.gosh.org/power-of-play-hub/games-and-activities/paper-chains-and-bunting</p>
<p>Thursday</p>	<p>Refer to the BBC Bitesize activities (link is on the school website).</p> <p>Today's lesson is about planning and writing a story.</p> <p>Watch the slideshow/ videos carefully as they explain what you will need to do then complete the activities in the exercise book we sent home. Maybe you could read your story to a family member once you have finished.</p>	<p>Refer to the BBC Bitesize activities (link is on the school website).</p> <p>Today's lesson is about comparing durations of time.</p> <p>Watch the slideshow/ videos carefully as they explain what you will need to do then complete the activities in the exercise book we sent home.</p>	<p>Refer to the school website:</p> <p>History:</p> <p>Today's lesson is all about the improvements George Cadbury made to his Bournville factory and the lives of the workers he employed.</p> <p>Activity 1- changes inside the factory</p> <p>Activity 2- changes to workers' lives</p> <p>Watch the slideshow/ videos carefully as they explain what you will need to do then complete the activities in the exercise book we sent home.</p>	<p>Illustrations</p> <p>After writing your story in English today, why not try adding illustrations to go along with it.</p> 

Friday	<p>Refer to the BBC Bitesize activities (link is on the school website).</p> <p>Today's lesson is a reading lesson.</p> <p>Watch the slideshow/ videos carefully as they explain what you will need to do then complete the activities in the exercise book we sent home. We hope you enjoy the story as much as we do!</p>	<p>Refer to the BBC Bitesize activities (link is on the school website).</p> <p>Challenge of the week!</p>	<p>Refer to the school website: Art – Through the window-shapes.</p> <p>Your task in Art was to create a collage of what you can see when you look out of your window at home. This week you will need to consider the different shapes you might need to use to make the different things you can see.</p> <p>Activity – create a collage of your view from a window using different shapes to represent buildings, plants, etc</p>	<p>Dance Party!</p> <p>To celebrate the end of the school year why not try having your own dance party. There are plenty of 'Just Dance' songs on YouTube to join in with and perfect your dance moves! Why not start with this video here?</p>
---------------	--	---	---	---