

Halving

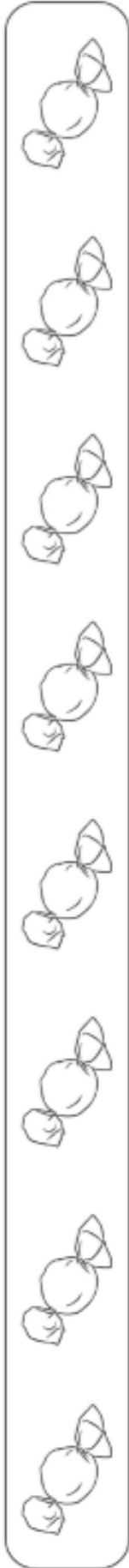


This week, your task is to investigate half and halving. This is when you separate objects into two equal groups.

There are some activities for you to try at home. You could ask your grown up to help you understand halving such as:

- One object for them, another for you, one object for them, one for you and repeat until all of your objects are gone.
- Use an equal/even amount of objects.
- Children to count the objects in each 'half' and check that both groups have the same number.

Halving





Solving Problems - Halving

Home Learning Challenges

April made 6 cupcakes and ate half of them. How many did she eat? How many did she have left? Can you draw a picture of the cupcakes April had left?



Count out 10 sticks or stones. Put half into the soil for animals to hide under and put half in a wooden box for an insect home. How many do you have in the box? How many in the soil?



Draw 8 bottles of paint on a classroom shelf. Colour half the paint bottles in blue. How many are blue?



There are 12 children in Mrs Peacock's class. Half of the children are girls. How many are girls? How many are boys?

If there were 16 cars in a car park at lunchtime and half were driven away, how many would be left in the afternoon? If you have some toy cars, you could work it out using those.



There are 22 footballers on a field and half of them are wearing red. How many footballers are in red? Draw 22 T-shirts and colour half in red to check.

Half the Pirate Treasure



