

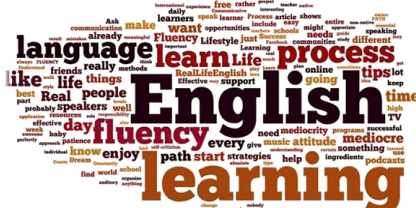
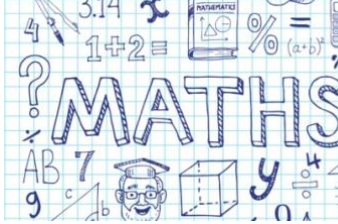



Year 2's Weekly Timetable

22nd June- 26th June

Message from the Teacher:

We hope that you are all well, and are enjoying the sunshine with your families. We are all missing you very much and can't wait to see you back at school. Keep up the excellent work and enjoying playing in the sunshine. Keep safe-see you soon 😊



	 English	 Maths	 Wider Curriculum	 Other opportunities
Monday	<p>Refer to the BBC Bitesize activities (link is on the school website). Today's lesson is compound words. A compound word is when 2 words have been put together to make a new word: E.G. STAR + FISH = STARFISH BOOK + CASE = BOOKCASE</p> <p>See if there is anything you can spot around the house or garden that is a compound word.</p> <p>Watch the slideshow/ videos carefully as they explain what you will need to do then complete the activities in the exercise book we sent home.</p>	<p>Refer to the BBC Bitesize activities (link is on the school website). Today's lesson is measuring length and height. Remember... in school we have already learnt about cm, and m and that we use a ruler to measure. We measure the object, make sure the ruler starts at 0cm and see what the object finishes. Record the number and the remember to either use cm or m (depending on how bit it is!)</p> <p>Watch the slideshow/ videos carefully as they explain what you will need to do then complete the activities in the exercise book we sent home.</p>	<p>Refer to the school website. Science- Plants</p> <p>Watch this video about the life cycle of a plant: https://www.bbc.co.uk/bitesize/topics/zpxnyrd/articles/z2vdjxs</p> <p>Now you have watched the video see if you can complete the cut and stick activity putting the pictures into the correct order.</p> <p>After that go back onto the bitesize website and have a go at the quiz.</p>	<p>Get arty: Go on a walk to the park or into the woods and pick up lots of leaves and other natural objects. Dip them into paint and have a go at creating a lovely natural painting. Remember to wash your hands after touching things from the floor.</p>  <p>NATURE PRINTS</p> <p>naturestore.co.uk</p>
Tuesday	<p>Refer to the BBC Bitesize activities (link is on the school website).</p>	<p>Refer to the BBC Bitesize activities (link is on the school website).</p>	<p>Refer to the school website. PHSE Lesson: self portrait</p>	<p>Why not try making a hand print animal: Why not trying using paints and your hands to make a handprint animal. Have a look at</p>

Today's lesson is writing in the first, second and third person.

First person- I- you are talking about writing about yourself.


EG: I had a lovely time when I went to the park.

Second person- 'You'

E.G. Did you have a nice time at the park?

Third person- 'He, she, it, they'

E.G. He was very hot so they all decided to have an ice-cream.



Watch the slideshow/ videos carefully as they explain what you will need to do then complete the activities in the exercise book we sent home

Today's lesson is comparing height and length.

Comparing means when you see if things are similar or they are different.

Watch the slideshow/ videos carefully as they explain what you will need to do then complete the activities in the exercise book we sent home

During lockdown we have all spent a lot of time with our family, not able to do very much because of social distancing.

Have you ever studied your face in a mirror-looked really carefully to see what is there? It's fascinating to look at and discover what you really have and how beautiful you are.

Self Portrait:

Look at yourself in the mirror. This could be just your head, or your whole body. Draw what you can see. Don't miss anything out!

Have a look at these examples for some ideas:



the ones below... can you see what animal they are? Have a go at home!



Wednesday

Refer to the BBC Bitesize activities (link is on the school website).

Today is Nation Writing Day! This link will take you to the website: <https://literacytrust.org.uk/family-zone/mydearnewfriend/>

The activity this year is called:

Make friends in lockdown with #MyDearNewFriend

The idea is that you will be writing a letter to someone who lives in a care-home. You could write about everyday life and the things that

Refer to the BBC Bitesize activities (link is on the school website).

Today's lesson uses height and length again but this time you need to solve problems. Listen to or read the problem carefully-you might need to do a little working out to solve it.

Watch the slideshow/ videos carefully as they explain what you will need to do then

Refer to the school website: **Geography**

Today you will be looking at maps of Birmingham and also the local area. See if you can find key features on the maps. Can you find shops, water, schools, roads etc? How are these drawn onto maps?

Google earth gives a satellite view of an area-like a photograph.



Your task-is to use the google earth image and to have a go at drawing your local area.

Fish Origami:

Go onto google and type in 'easy origami fish diy'

Watch the clip and see if you can make your own colourful fish 😊

Listen to the instructions carefully.

	<p>you've been doing in lockdown, or draw a picture- whatever you do it will brighten someone's day!</p>	<p>complete the activities in the exercise book we sent home</p>		
<p>Thursday</p>	<p>Refer to the BBC Bitesize activities (link is on the school website). Today's lesson is about using one armed robot letters and using description. One armed robot letters are: b, h, k, m, n, p and r. Describing words are also known as adjectives- and these usually describe a noun. (E.G: shiny star, soft cushion)</p> <p>Watch the slideshow/ videos carefully as they explain what you will need to do then complete the activities in the exercise book we sent home.</p>	<p>Refer to the BBC Bitesize activities (link is on the school website). Today's lesson is comparing mass. We usually use language of 'heavier, lighter, equal to' when comparing how much 2 objects might weigh. E,G: The feather is lighter than the brick. Sometimes... a smaller object can be bigger than a larger one...be careful!</p> <p>Watch the slideshow/ videos carefully as they explain what you will need to do then complete the activities in the exercise book we sent home.</p>	<p>History: This week you are going to be finding out lots of facts about Cadbury's. You will be finding out about key things related to Cadbury's history so that it gives you a little idea about some of the things we are going to be learning about in the next few weeks. There is a short video to watch-which will help you to be an amazing historian!</p> <p>Read the information on the Cadbury's website carefully and fill in the table on the sheet. Then see if you can add the events in the right order on the timeline.</p>	<p>Get active: Have a go at this family workout. Get everyone involved-even your parents! https://www.youtube.com/watch?v=5if4cjO5nxo</p> <p>Like to dance? Have a go at this cardio dance workout! https://www.youtube.com/watch?v=yN3GgCUmmXw</p>
<p>Friday</p>	<p>Refer to the BBC Bitesize activities (link is on the school website). Today's lesson is a reading lesson about the book 'Reading lesson is: Ella Bella Ballerina and A</p>	<p>Refer to the BBC Bitesize activities (link is on the school website). Challenge of the week! Have a go at the activities. If you can, write down your</p>	<p>Art – Through the window</p>	<p>Music: Have a listen to this song about the Victorians. The words are at the bottom of the screen so give it a go and sing-a-long. https://www.youtube.com/watch?v=aXOCa rf8seg</p>

Midsummers Night's Dream by James Mayhew'

answers in your book so you can see how you did.

. The boy is looking out of his window, what can he



see?

Over the next view weeks you will be trying to complete a collage-based on what you can see from your window.

Draw a rectangle onto paper and imagine it's a window-draw what you can see. How could you create this using materials around you? How could you create a tree?

