

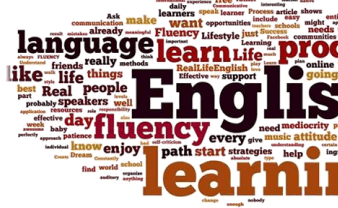
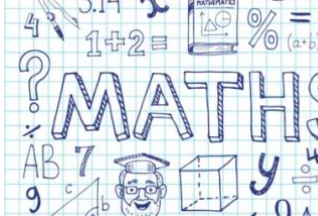


Year 2's Weekly Timetable

29th June- 3rd July

Message from the Teacher:

Hello, we hope that you are all well and are enjoying the activities on BBC bite size, while also having a go at the wider curriculum lessons and also any other opportunities to learn. We hope that you are keeping safe and well and have been enjoying the sunshine! We are all missing everyone very much. Keep safe ☺



| |  <p>English</p> |  <p>Maths</p> |  <p>Wider Curriculum</p> |  <p>Other opportunities</p> |
|-----------------------|--|---|---|---|
| <p>Monday</p> | <p>Refer to the BBC Bitesize activities (link is on the school website). Today's lesson is 'questions'. Remember that you can tell when something is a question because it will have a ? as it's punctuation. E.G: Can I play in the garden please? Watch the slideshow/ videos carefully as they explain what you will need to do then complete the activities in the exercise book we sent home.</p> | <p>Refer to the BBC Bitesize activities (link is on the school website). Today's lesson is measuring in grams. When we want to know the weight of an object we usually use a set of scales. One of the units of measure is called 'a gram'. This can be written like this: 5g Watch the slideshow/ videos carefully as they explain what you will need to do then complete the activities in the exercise book we sent home.</p> | <p>Refer to the school website. Science- Plants- living/non living Watch this video about seeing which things are living and which aren't: https://www.bbc.co.uk/bitesize/topics/z6882hv/articles/zs73r82 Now you have watched the video see if you can complete the cut and stick activity putting the pictures into living or non-living objects.</p> | <p>Practise you counting: Follow this youtube link to practise counting in 2's, 5's and 10's. There are some good songs choices for you. 10's: https://www.youtube.com/results?search_query=counting+in+10s 5's: https://www.youtube.com/results?search_query=counting+in+5s 2's: https://www.youtube.com/results?search_query=counting+in+2s</p> |
| <p>Tuesday</p> | <p>Refer to the BBC Bitesize activities (link is on the school website). Today's lesson is 'counting poems'. Poems can be lots of fun, they can make us laugh,</p> | <p>Refer to the BBC Bitesize activities (link is on the school website). Today's lesson is very similar to yesterday's lesson where you were measuring weight. But this time you are</p> | <p>Refer to the school website. PHSE Lesson: What is a good friend? We are definitely missing seeing our friends at the moment-and we all wish we could see them. To play with the, say hello and to catch up on things</p> | <p>Why not try making a summer picture? Go in the garden or for a walk with a grown up and collect things that you think remind you of summer. This could be pretty daisy flowers, grass, leaves anything. Put all these objects together and create a beautiful summery picture.</p> |

be rhyming or can be tongue twisters.

This is an example of a counting poem.

One, Two, Zoo!

One, one: the zoo is lots of fun.

Two, two: see a kangaroo.

Three, three: see a chimpanzee.

Four, Four: hear the lions roar.

Five, Five: watch the seals dive.

Six, six: there's a monkey doing tricks

Seven, Seven: count the elephants-eleven.

Eight, Eight: a tiger and his mate.

Nine, nine: penguins in a line.

Ten, Ten: I want to come again!

Watch the slideshow/ videos carefully as they explain what you will need to do then complete the activities in the exercise book we sent home

measuring in kilograms. This will look like this:

12kg

Watch the slideshow/ videos carefully as they explain what you will need to do then complete the activities in the exercise book we sent home

we have missed. But...what makes a good friend? How do you know what a good friend is?

Activity:

Think about what a good friend does. How do you know when you have a good friend? Draw all the things that a good friend might do for you?

Next-see if you can think of some words which would describe a good friend.



Wednes day

Refer to the BBC Bitesize activities (link is on the school website).

Today is writing 'curly caterpillar letters and apostrophes'.

A curly caterpillar letter is c, a, o, d, g, q, e, s, f

Apostrophe's can be used for contraction-making a words shorter (e.g. it's I'll she'll) Or they can be used for single possession-telling us when something belongs to someone:
e.g: Ben's coat was blue.

Refer to the BBC Bitesize activities (link is on the school website).

Today's lesson is all about comparing volume. We usually talk about 'volume' when measuring a liquid. Units of measure used for volume might be millilitres (ml) or litres (l). You need to look carefully at how much liquid is in the container, write the number down and then compare this to another container to see which one has more/less or if it is the same.

Refer to the school website: Geography

Today you will be thinking about 'Northfield'. Many of you have probably been to Northfield with a grown up. What did you think about it when you got there? Did you like it? Would you change anything?

Activity 1:

Go on a trip to Northfield with an adult or see if you can find Northfield on a map on the internet so that you can see what is there.

Activity 1:


Complete the good and bad table.

Seaside octopus:

Using a toilet roll or a kitchen roll tube see if you can make a seaside octopus. Make sure he is colourful and he might even have a funny face 😊 Then see if you have any ribbons, or paper to make his tentacles.



| | | | | |
|-----------------|--|--|---|---|
| | <p>Watch the slideshow/ videos carefully as they explain what you will need to do then complete the activities in the exercise book we sent home.</p> | <p>Watch the slideshow/ videos carefully as they explain what you will need to do then complete the activities in the exercise book we sent home.</p> | | |
| Thursday | <p>Refer to the BBC Bitesize activities (link is on the school website). Today's lesson is about 'alphabetical order'. You will have learnt the alphabet song in nursery but sometimes when we want to organise things are or looking for things in books we use an alphabetical order to organise things better.</p> <p>Watch the slideshow/ videos carefully as they explain what you will need to do then complete the activities in the exercise book we sent home.</p> | <p>Refer to the BBC Bitesize activities (link is on the school website). Today's lesson is measure in millilitres. You might have come across this in yesterday's lesson and will look like this (500ml).</p> <p>Watch the slideshow/ videos carefully as they explain what you will need to do then complete the activities in the exercise book we sent home.</p> | <p>History: In this lesson we will be finding out about the Cadbury factories. Thinking about which things have stayed the same and which things have changed over time. Afterwards we will then go on to find out a little about George Cadbury's life. We will then be thinking about questions we would like to ask George Cadbury if he were alive today.</p> <p>Task-to read and complete the activity sheets provided.</p> | <p>Get active: Have a go at this super Mario brothers work out. It's fun for all the family and is only 15 minutes long so everybody should be able to join in!</p> <p>https://www.youtube.com/watch?v=j363GqSeAho</p> |
| Friday | <p>Refer to the BBC Bitesize activities (link is on the school website). Today's lesson is a reading lesson about the book 'George's marvellous medicine' by Roald Dahl.</p> | <p>Refer to the BBC Bitesize activities (link is on the school website). Challenge of the week! Have a go at the activities. If you can, write down your answers in your book so you can see how you did.</p> | <p>Art – Through the window Creating texture</p> <p>To make your piece of collage art more interesting you might like to add texture to it. Which would make it more interesting to look at but also to touch. Watch this short clip about texture to help you get some ideas: https://www.youtube.com/watch?v=GJ3-x0V-pR8</p> <p>Have a go at creating some different textures that you might like to use in your collage.</p> <p>Using a brush to tad on paint creates texture:</p> | <p>Music: Have a listen to this song 'hello to the children of the world'</p> <p>https://www.youtube.com/watch?v=2nYjGy_ZUG8</p> <p>It teaches you to say 'hello' in 6 different languages. Have a go 😊</p> |



Using an old toy car to create lines with paint could create a different texture:



Be creative-have a go at making different textures with things around you.