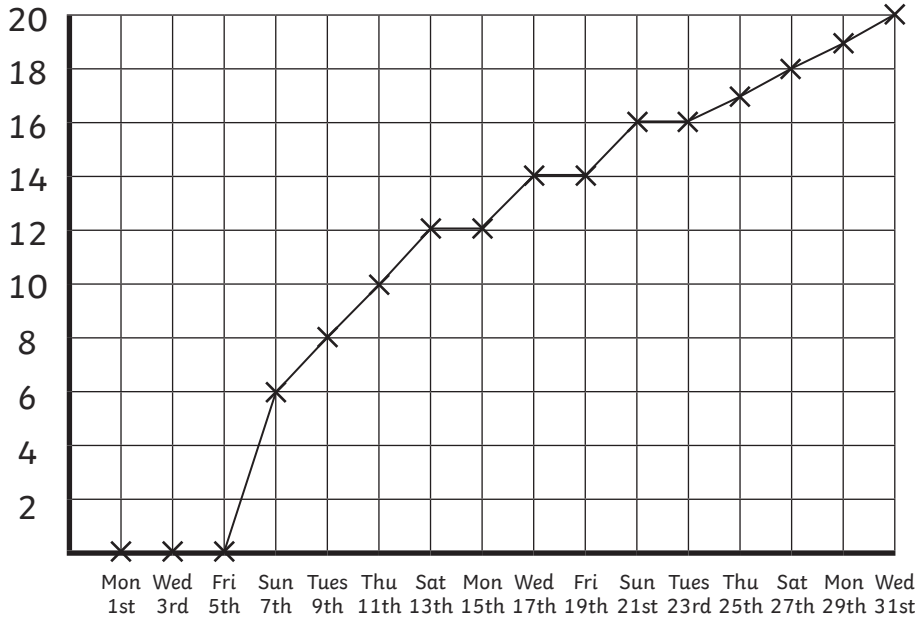




Sunflower Line Chart

Here is a line graph showing a sunflower's growth.

Its height was measured every two days.



Questions

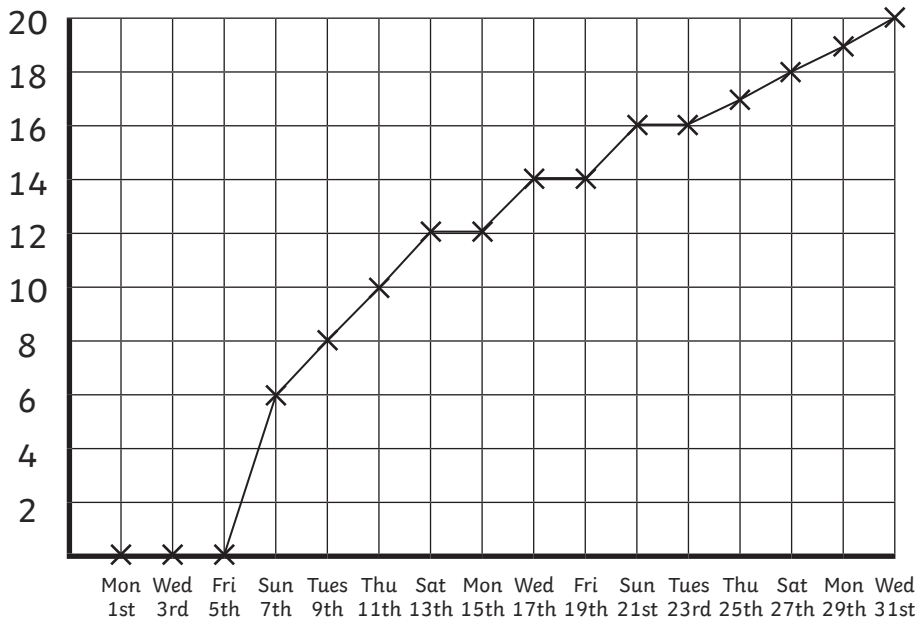
1. How many days did the plant take to grow to 18cm?
2. What is the height difference between Friday 19th and Thursday 25th?
3. Why is there no measurement in the first week?
4. What is the height of the plant on these days:
 - a) Thursday 11th
 - b) Friday 19th
 - c) Monday 29th



Sunflower Line Chart

Here is a line graph showing a sunflower's growth.

Its height was measured every two days.



Questions

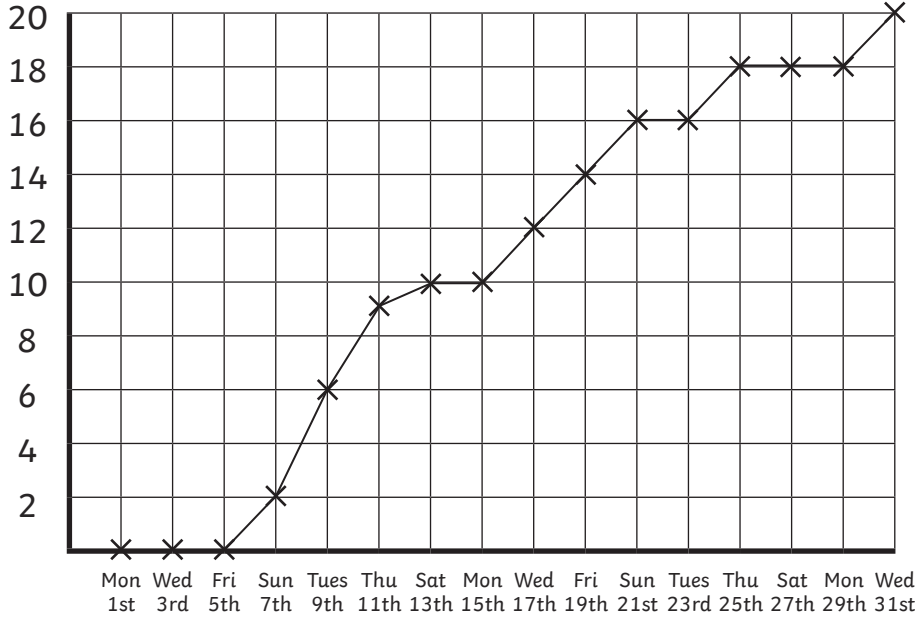
1. How many days did the plant take to grow to 16cm?
2. What is the height difference between Wednesday 17th and Thursday 25th?
3. Why is there no measurement in the first week?
4. What is the height of the plant on these days:
 - a) Tuesday 9th
 - b) Wednesday 17th
 - c) Monday 29th



Sunflower Line Chart

Here is a line graph showing a sunflower's growth.

Its height was measured every two days.



Questions

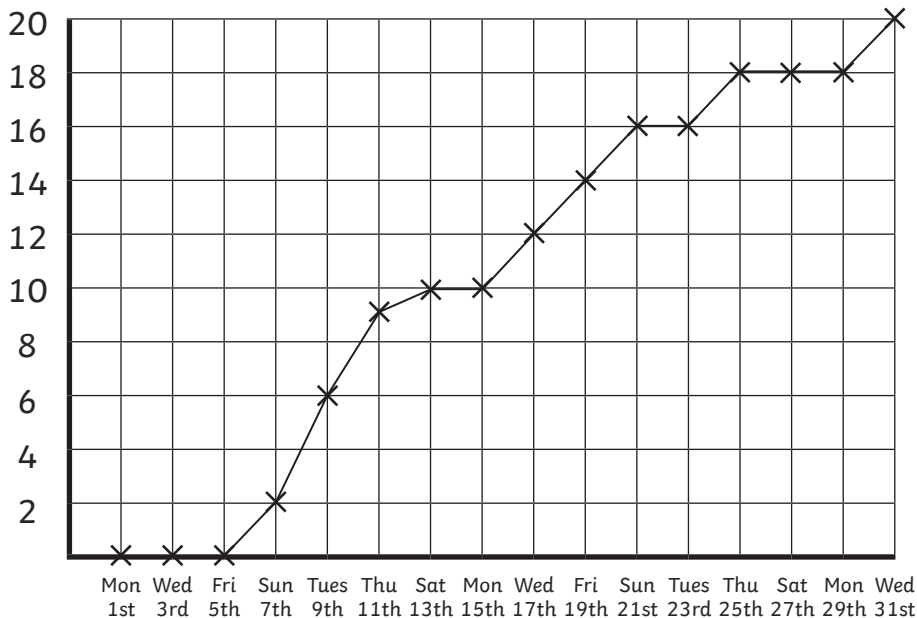
1. How many days did the plant take to grow to 14cm?
2. What is the height difference between Friday 19th and Thursday 25th?
3. Why is there no measurement in the first week?
4. What is the height of the plant on these days:
 - a) Thursday 11th
 - b) Sunday 21st
 - c) Monday 29th



Sunflower Line Chart

Here is a line graph showing a sunflower's growth.

Its height was measured every two days.



Questions

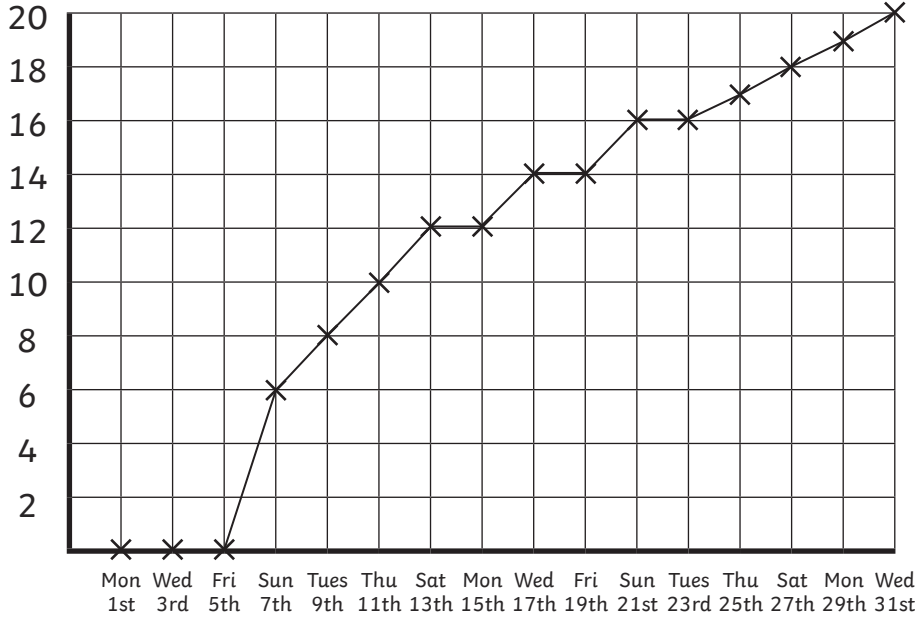
1. How many days did the plant take to grow to 12cm?
2. What is the height difference between Thursday 11th and Saturday 27th?
3. Why is there no measurement in the first week?
4. What is the height of the plant on these days:
 - a) Sunday 7th
 - b) Monday 15th
 - c) Wednesday 31st



Sunflower Line Chart

Here is a line graph showing a sunflower's growth.

Its height was measured every two days.



Answers

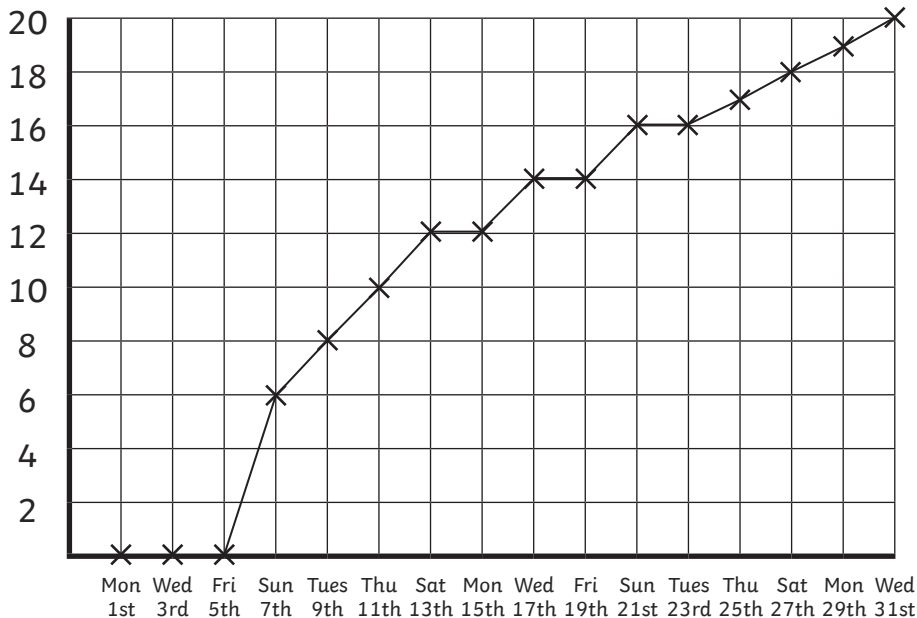
1. 21 days
2. 3cm
3. The plant has yet to grow above ground.
4. a) 10cm
b) 14cm
c) 19cm



Sunflower Line Chart

Here is a line graph showing a sunflower's growth.

Its height was measured every two days.



Answers

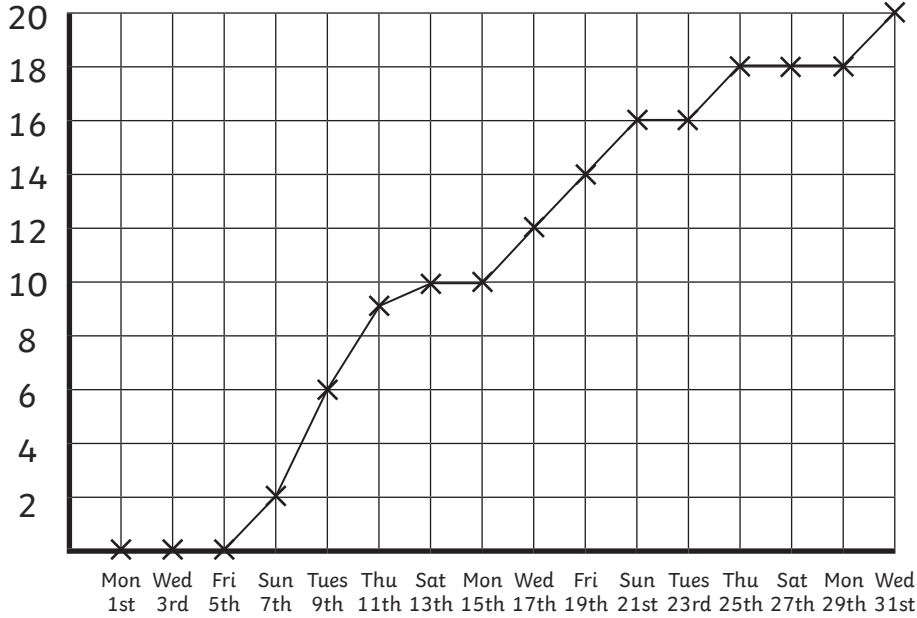
1. 21 days
2. 3cm
3. The plant has yet to grow above ground.
4. a) 8cm
b) 14cm
c) 19cm



Sunflower Line Chart

Here is a line graph showing a sunflower's growth.

Its height was measured every two days.



Answers

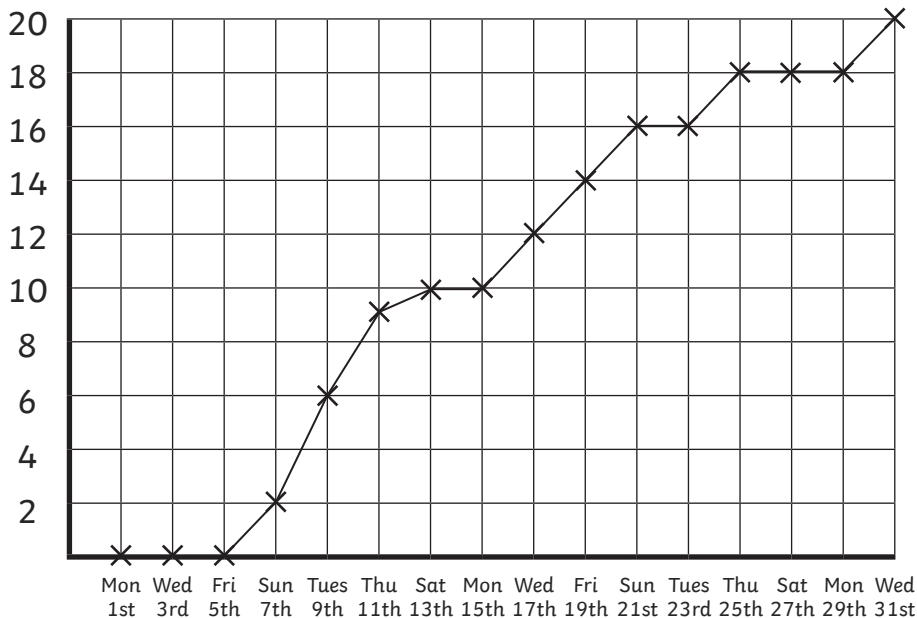
1. 19 days
2. 4cm
3. The plant has yet to grow above ground.
4. a) 9cm
b) 16cm
c) 18cm



Sunflower Line Chart

Here is a line graph showing a sunflower's growth.

Its height was measured every two days.



Answers

1. 17 days
2. 9cm
3. The plant has yet to grow above ground.
4. a) 2cm
b) 10cm
c) 20cm